

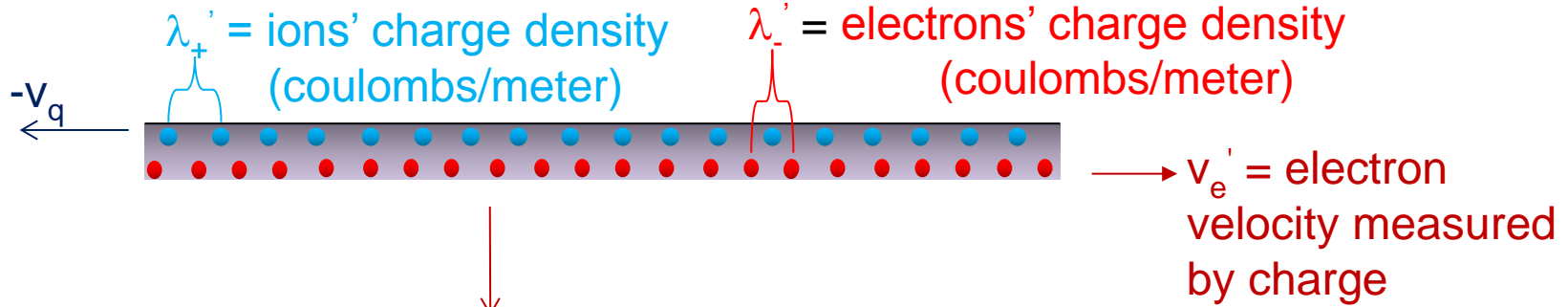
Wed.	(C 17) 5.1.3 Lorentz Force Law: currents	HW6
Thurs.		
Fri.	(C 17) 5.2 Biot-Savart Law	

Transition / Transformation from E to M

Charge's frame:

$$\lambda_+' = \frac{\gamma_{q'} e}{\Delta x_{lab}}$$

$$\lambda_-' = \frac{-\gamma_{e'} e}{\gamma_e \Delta x_{lab}} = \frac{-\gamma_{e'}}{\gamma_e \gamma_{q'}} \lambda_+'$$



$$\vec{F}_{q \leftarrow wire}' = q \vec{E}_{wire}'$$

$$\begin{aligned} \vec{E}_{wire}' &= \vec{E}_+' + \vec{E}_-' = \frac{1}{4\pi\epsilon_0} \frac{2\lambda_+'}{r} + \frac{1}{4\pi\epsilon_0} \frac{2\lambda_-'}{r} \\ &= \frac{1}{4\pi\epsilon_0} \frac{2\lambda_+\gamma_{q'}}{r} \left(1 - \frac{\gamma_{e'}}{\gamma_e \gamma_{q'}} \right) \end{aligned}$$

$$E_{wire}' = \frac{1}{4\pi\epsilon_0} \frac{2\lambda_+\gamma_{q'}}{r} \frac{v_e v_q}{c^2}$$

$$E_{wire}' = \frac{\mu_0}{4\pi} \frac{2I\gamma_{q'}}{r} v_q \quad \text{Define } I = \lambda_+ v_e \quad \text{and} \quad \mu_0 \equiv \frac{1}{\epsilon_0 c^2}$$

$$\vec{F}_{q \leftarrow wire}' = q v_q \frac{\mu_0}{4\pi} \frac{2I}{r} \gamma_{q'}$$

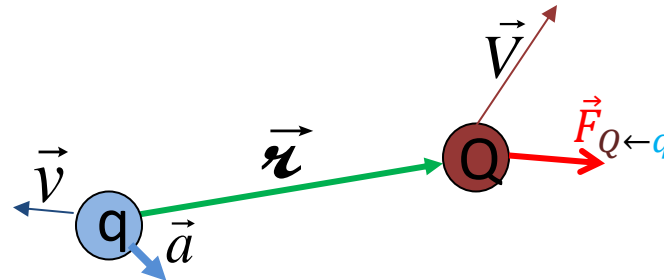
Positive charge moving *with* current attracts (moving opposite current repels)

$$\vec{F}_{q \leftarrow wire} = q v_q \frac{\mu_0}{4\pi} \frac{2I}{r} \quad \vec{F}_{q \leftarrow wire} = q v_q B \hat{s}$$

(radially out from wire)

What would happen to a charge initially moving radially inside the hole of a current loop?

Force between moving charges



$$\vec{u} \equiv c\hat{r} - \vec{v}$$

$$\vec{F}_{Q \leftarrow q} = \frac{qQ}{4\pi\epsilon_0} \frac{\hat{r}}{(\vec{r} \cdot \vec{u})^3} \left\{ \underbrace{[(c^2 - v^2)\vec{u} + \vec{r} \times (\vec{u} \times \vec{a})]}_{\text{Electric}} + \frac{\vec{V}}{c} \times \underbrace{[\hat{r} \times [(c^2 - v^2)\vec{u} + \vec{r} \times (\vec{u} \times \vec{a})]]}_{\text{Magnetic}} \right\}$$

Electric
Depends on *observer's* perception of *source* charge's velocity and acceleration

Magnetic
Also depends on *observer's* perception of *recipient* charge's velocity

Magnetic force

$$\vec{F}_{Q \leftarrow q, \text{mag}} = Q\vec{V} \times \frac{q}{4\pi c\epsilon_0} \frac{\hat{r}}{(\vec{r} \cdot \vec{u})^3} \left\{ \underbrace{[\hat{r} \times [(c^2 - v^2)\vec{u} + \vec{r} \times (\vec{u} \times \vec{a})]]}_{\text{Magnetic Field, } B} \right\}$$

$$\vec{F}_{Q \leftarrow q, \text{mag}} = Q\vec{V} \times \vec{B}$$

Qualitatively rationalize cross product from charge's perspective

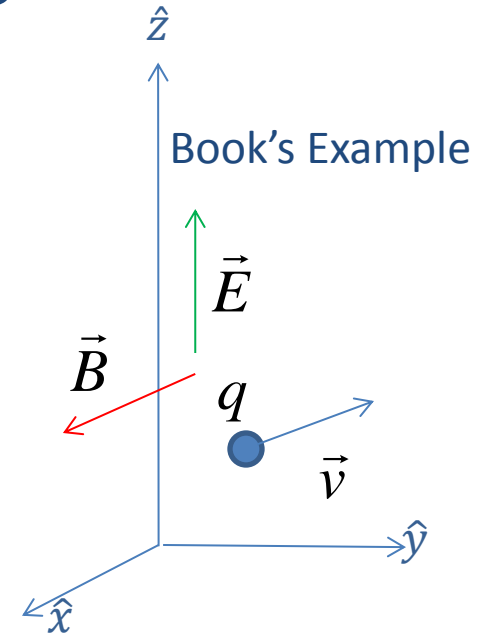
Cyclotron Motion in a Uniform Magnetic Field

$$\frac{d\vec{p}}{dt} = \vec{F} = q(\vec{E} + \vec{v} \times \vec{B})$$

$$m \frac{d\vec{v}}{dt} = q(\vec{E} + \vec{v} \times \vec{B})$$

In general

$$m \begin{Bmatrix} dv_x/dt \\ dv_y/dt \\ dv_z/dt \end{Bmatrix} = q \left(\begin{Bmatrix} E_x \\ E_y \\ E_z \end{Bmatrix} + \begin{vmatrix} \hat{x} & \hat{y} & \hat{z} \\ v_x & v_y & v_z \\ B_x & B_y & B_z \end{vmatrix} \right) = q \begin{Bmatrix} E_x + v_y B_z - v_z B_y \\ E_y + v_z B_x - v_x B_z \\ E_z + v_x B_y - v_y B_x \end{Bmatrix}$$



Guess Solution Forms

$$v_z(t) = C_1 \cos(\omega t) + C_2 \sin(\omega t)$$

$$v_y(t) = C_3 \cos(\omega t) + C_4 \sin(\omega t) + \frac{E}{B}$$

Plug in

$$\frac{dv_y}{dt} = \frac{qB}{m} v_z$$

$$\frac{dv_y}{dt} = \frac{qB}{m} v_z$$

$$\frac{d^2 v_y}{dt^2} = \frac{qB}{m} \frac{dv_z}{dt}$$

$$\frac{d^2 v_y}{dt^2} = \frac{qB}{m} \left(\frac{qE}{m} - \frac{qB}{m} v_y \right)$$

$$\frac{d^2 v_y}{dt^2} = \frac{q^2 B E}{m^2} - \left(\frac{qB}{m} \right)^2 v_y$$

$$\frac{dv_z}{dt} = \frac{qE}{m} - \frac{qB}{m} v_y$$

$$\frac{d^2 v_z}{dt^2} = -\frac{qB}{m} \frac{dv_y}{dt}$$

$$\frac{d^2 v_z}{dt^2} = -\left(\frac{qB}{m} \right)^2 v_z$$

$$\omega(-C_3 \sin(\omega t) + C_4 \cos(\omega t)) = \frac{qB}{m} (C_1 \cos(\omega t) + C_2 \sin(\omega t))$$

Compare terms and conclude

$$\omega = \frac{qB}{m} \quad -C_3 = C_2 \quad C_4 = C_1$$

Take next derivative

Cross substitute

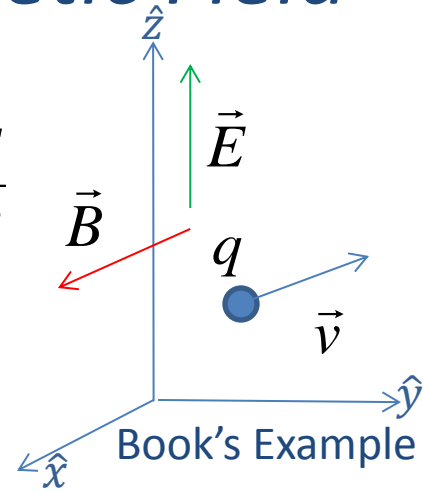
Cyclotron Motion in a Uniform Magnetic Field

$$\vec{F} = q(\vec{E} + \vec{v} \times \vec{B})$$

$$v_z(t) = C_1 \cos(\omega t) + C_2 \sin(\omega t) \quad v_y(t) = C_1 \sin(\omega t) - C_2 \cos(\omega t) + \frac{E}{B}$$

where $\omega = \frac{qB}{m}$

For position components, integrate



$$z(t) = \frac{C_1}{\omega} \sin(\omega t) - \frac{C_2}{\omega} \cos(\omega t) + C_5$$

$$y(t) = -\frac{C_1}{\omega} \cos(\omega t) - \frac{C_2}{\omega} \sin(\omega t) + \frac{E}{B} t + C_6$$

Impose Initial Conditions

Start at origin

$$z(0) = -\frac{C_2}{\omega} + C_5 = 0$$

$$y(0) = -\frac{C_1}{\omega} + C_6 = 0$$

$$C_5 = \frac{C_2}{\omega}$$

$$C_6 = \frac{C_1}{\omega}$$

$$z(t) = \frac{C_1}{\omega} \sin(\omega t) + \frac{C_2}{\omega} (1 - \cos(\omega t))$$

$$y(t) = \frac{C_1}{\omega} (1 - \cos(\omega t)) - \frac{C_2}{\omega} \sin(\omega t) + \frac{E}{B} t$$

Cyclotron Motion in a Uniform Magnetic Field

$$\vec{F} = q(\vec{E} + \vec{v} \times \vec{B})$$

$$v_z(t) = C_1 \cos(\omega t) + C_2 \sin(\omega t) \quad v_y(t) = C_1 \sin(\omega t) - C_2 \cos(\omega t) + \frac{E}{B}$$

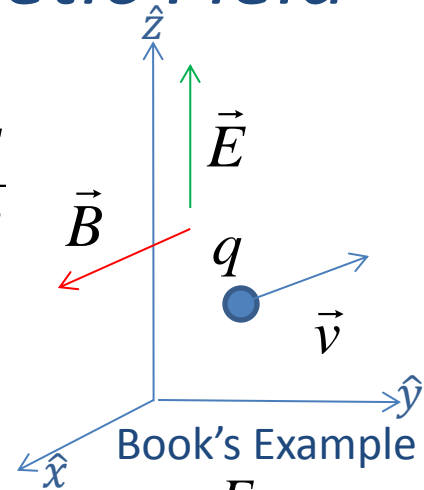
where $\omega = \frac{qB}{m}$

Impose Initial Conditions

Initial position: (0,0)

$$z(t) = \frac{C_1}{\omega} \sin(\omega t) + \frac{C_2}{\omega} (1 - \cos(\omega t))$$

$$y(t) = \frac{C_1}{\omega} (1 - \cos(\omega t)) - \frac{C_2}{\omega} \sin(\omega t) + \frac{E}{B} t$$



Initial Velocity: $\vec{v}(0) = 0$

$$v_z(0) = C_1 \cos(0) + C_2 \sin(0)$$

$$v_y(0) = C_1 \sin(0) - C_2 \cos(0) + \frac{E}{B}$$

$$v_z(0) = C_1 = 0$$

$$v_y(0) = -C_2 + \frac{E}{B} = 0 \quad C_2 = \frac{E}{B}$$

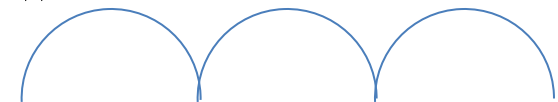
So,

$$v_z(t) = \frac{E}{B} \sin(\omega t)$$

$$v_y(t) = \frac{E}{B} (1 - \cos(\omega t))$$

$$z(t) = \frac{E}{\omega B} (1 - \cos(\omega t))$$

$$y(t) = \frac{E}{\omega B} (\omega t - \sin(\omega t))$$



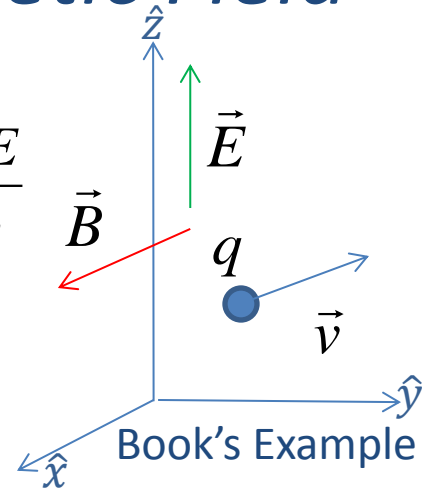
Cyclotron Motion in a Uniform Magnetic Field

$$\vec{F} = q(\vec{E} + \vec{v} \times \vec{B})$$

$$v_z(t) = C_1 \cos(\omega t) + C_2 \sin(\omega t) \quad v_y(t) = C_1 \sin(\omega t) - C_2 \cos(\omega t) + \frac{mE}{\omega}$$

where $\omega = \frac{qB}{m}$

Impose Initial Conditions



Initial position: (0,0)

$$z(t) = \frac{C_1}{\omega} \sin(\omega t) + \frac{C_2}{\omega} (1 - \cos(\omega t))$$

$$y(t) = \frac{C_1}{\omega} (1 - \cos(\omega t)) - \frac{C_2}{\omega} \sin(\omega t) + \frac{mE}{\omega} t$$

Initial Velocity: $\vec{v}(0) = (E/B)\hat{y}$

$$v_y(0) = C_1 \sin(0) - C_2 \cos(0) + \frac{mE}{\omega}$$

$$v_z(0) = C_1 \cos(0) + C_2 \sin(0)$$

$$v_y(0) = -C_2 + \frac{mE}{\omega} = \frac{E}{B}$$

$$v_z(0) = C_1 = 0$$

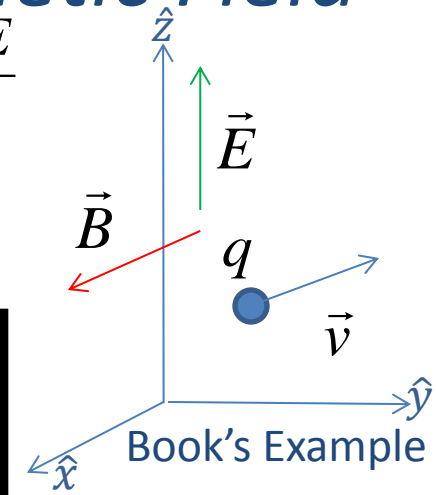
$$C_2 = \frac{mE}{\omega} - \frac{E}{B}$$

Cyclotron Motion in a Uniform Magnetic Field

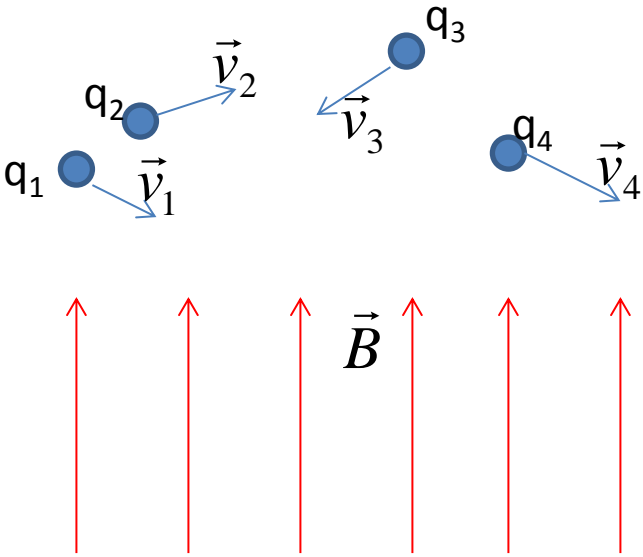
$$v_z(t) = C_1 \cos(\omega t) + C_2 \sin(\omega t) \quad v_y(t) = C_1 \sin(\omega t) - C_2 \cos(\omega t) + \frac{mE}{\omega}$$

where $\omega = \frac{qB}{m}$

Exercise: Say $\vec{v}(0) = (E/B)(\hat{y} + \hat{z})$ and $\vec{r}(0) = 0$



Magnetic Force on Charge Distribution




$$\vec{F} = q_1 \vec{v}_1 \times \vec{B} + q_2 \vec{v}_2 \times \vec{B} + q_3 \vec{v}_3 \times \vec{B} + q_4 \vec{v}_4 \times \vec{B} + \dots$$

$$\vec{F} = \left(\sum_i q_i \vec{v}_i \right) \times \vec{B}$$

Q: Sure, you *can* calculate this, but when is it physically meaningful? **A:** When all moving charges are confined to an object: wire, surface, volume... so the magnetic force on *them* is essentially the magnetic force on the object as a whole.

1-D collection of moving charges: wire

Discrete



$$\vec{F} = \left(\sum_i q_i \vec{v}_i \right) \times \vec{B}$$

Continuous

$$\vec{I} \equiv \lambda \vec{v} \longrightarrow$$

$$\vec{F} \Rightarrow \int dq \vec{v} \times \vec{B} = \int dl \frac{dq}{dl} \vec{v} \times \vec{B}$$

$$= \int dl \lambda \vec{v} \times \vec{B} = \int dl \vec{I} \times \vec{B}$$

Current

$$\vec{I} \equiv \lambda \vec{v}$$

$$\vec{I} = \frac{dq}{dl} \frac{d\vec{l}}{dt}$$

$$I = \frac{dq}{dt}$$

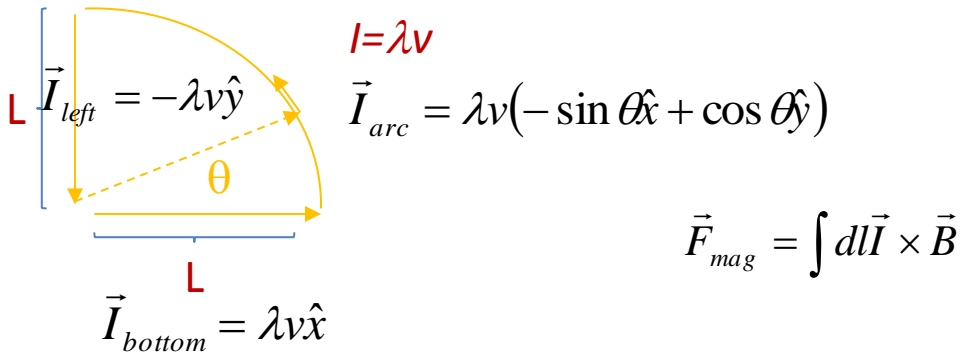
For charge flow confined to infinitesimally-thin wire

must flow *along* wire, so $\hat{v} = d\vec{l}$ and $\vec{F} = \int dl \vec{I} \times \vec{B} = \int d\vec{l} I \times \vec{B}$

Note: I and B can vary along (be functions of) length.

Example: Force on arced, constant-current-carrying wire in uniform field

a) If field B points out of the board (z direction), what are the forces on each leg, and what's the net force on the structure?



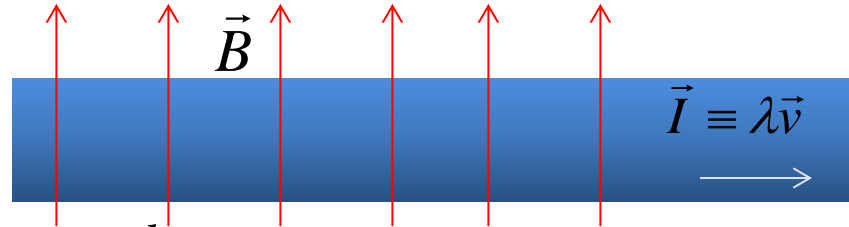
b) If field B points right across the board (x direction), what are the forces on each leg, and what's the net force on the structure?

Exercise:

a) A square loop of side a lying in the yz plane and centered on the origin, carrying current I counterclockwise when viewed down the x axis. $\vec{B} = kz\hat{x}$. What is the force?

Magnetic Force on Charge Distribution

1-D collection of moving charges: wire



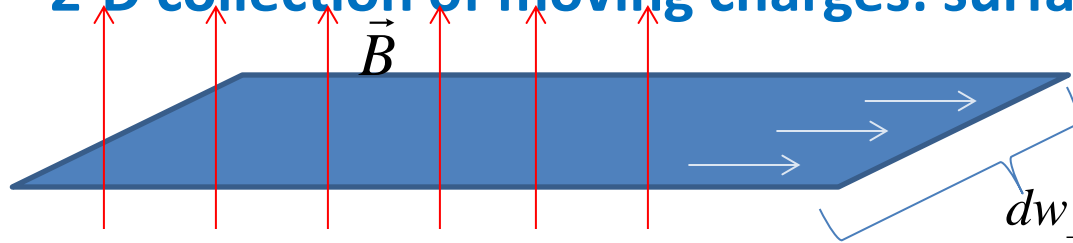
$$\vec{F} \Rightarrow \int dq \vec{v} \times \vec{B} = \int dl \frac{dq}{dl} \vec{v} \times \vec{B} = \int dl \lambda \vec{v} \times \vec{B} = \int dl \vec{I} \times \vec{B} \quad \vec{I} \equiv \lambda \vec{v}$$

For charge flow confined to infinitesimally-thin wire

must flow *along* wire, so $\hat{v} = d\hat{l}$ and $\vec{F} = \int dl \vec{I} \times \vec{B} = \int d\vec{l} I \times \vec{B}$

Note: I and B can vary along (be functions of) length.

2-D collection of moving charges: surface



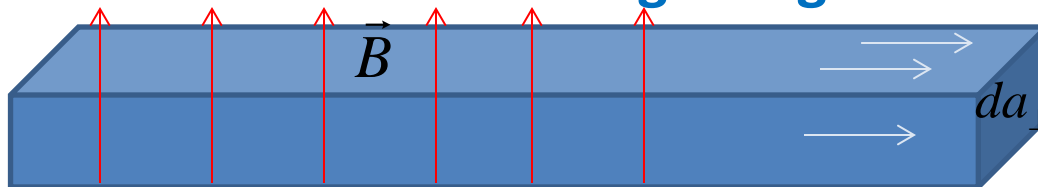
Surface Current Density

$$\vec{K} \equiv \sigma \vec{v}$$

$$\vec{K} = \frac{d\vec{I}}{dw_{\perp}}$$

$$\vec{F} = \int dq \vec{v} \times \vec{B} = \int da \frac{dq}{da} \vec{v} \times \vec{B} = \int da \sigma \vec{v} \times \vec{B} = \int da \vec{K} \times \vec{B}$$

3-D collection of moving charges: volume



Volume Current Density

$$\vec{J} \equiv \rho \vec{v}$$

$$\vec{J} = \frac{d\vec{I}}{da_{\perp}}$$

$$\vec{F} = \int dq \vec{v} \times \vec{B} = \int d\tau \frac{dq}{d\tau} \vec{v} \times \vec{B} = \int d\tau \rho \vec{v} \times \vec{B} = \int d\tau \vec{J} \times \vec{B}$$

Exercise:

a) Current I flows down wire of radius a . If it's uniformly distributed over the wire's cylindrical surface, then what is the surface current density K ?

b) Current I flows down wire of radius a . If it's distributed throughout the volume such that $J \propto \frac{1}{s}$, what would be the expression for the volume charge density?

Charge Continuity Equation

3-D collection of moving charges



Volume Current Density

$$\vec{J} \equiv \rho \vec{v}$$
$$\vec{J} = \frac{d\vec{I}}{da_{\perp}}$$

Current crossing through closed surface is rate of change of charge in enclosed volume:

Fundamental theorem
for Divergences

$$\oint \vec{J} \cdot d\vec{a} = I = -\frac{dq}{dt}$$

$$\int (\vec{\nabla} \cdot \vec{J}) d\tau = I = -\frac{d}{dt} \int \rho d\tau$$

Equating
Integrands

$$\vec{\nabla} \cdot \vec{J} = -\frac{d\rho}{dt}$$

A divergence of current means a depletion of charge

Wed.	(C 17) 5.1.3 Lorentz Force Law: currents	HW6
Thurs.		
Fri.	(C 17) 5.2 Biot-Savart Law	